


Multiple awards



OUR PERFORMANCE
makes THE DIFFERENCE



Englisch - English Version 6.0

THE ORIGINAL
Made in Germany

- NEW** Hydrostatic Rotary Tables
- NEW** Anti-friction Rotary Tables
- NEW** Vertical Rotary Tables
- NEW** Rotary Tables with direct drive
- Rotary / Turning tables
- Tilt Tables
- Swing Tables

However you turn and swivel it – you've made the right choice with Demmeler

Rotary Tables

- Prime technological parameters of stability and precision with excellent price-performance ratio
- This achievement is based on our know-how and our user experience accompanied by our high degree of manufacturing capability
- Depending on the customer's request, the modular type of construction makes it possible to realise the most diverse configurations
- The load bearing capacity of the table ranges from 10 – 500 tons
- Working in the μ -range, unequalled in levelness, radial runout and repeatability

Convincing technology and generous dimensions – are standard with Demmeler

- The NC Rotary Tables are available without the displacement axis as well as with a so-called W axis/V axis
- A central and easily accessible integrated energy box
- houses all necessary control and operation elements – a simple connection and integration in the respective tool machine is provided by the standardised interface.
- Integrated measuring systems in highest precision, well protected by additional covers and sealing air, guarantee precise positioning

You have the need ...

Demmeler has the solution



State-of-the-art manufacturing of pivot mounting
Weight of fixture 20t, workpieces each 10t,
DRTS 2500 / 3000x2500 / 60t



Manufacture of gearbox housings, Workpiece weight 100t
DRLTS 3000 / 4000x3500 / 130t



Turning and milling in one setting Rotary/
Turning Table DRCT 2500 / Ø 2500 / 20t



DRLTS 1800 / 2400x1800 / 1500 / 40t

Demmeler Rotary Tables in practice



DRLTS 3000 / Ø 7000 / 9000 / 50t



... in processing position



DRTN 2500 / 2500x2500 / 1500 / 40t



DRLTS 2500 / 4500x3000 / 3000 / 60t



Tilt Tables for highly efficient nave manufacture
DRLT 2500 / 2500x2500 / 2000 / 60t $\pm 5^\circ$



DRLTN 1800 / 2000x1800 / 1500 / 20t



Highest demands placed on the Rotary / Turning Tables DRCLT



Turning and milling of precision bevel wheels

The models – an overview

Linear slide

- Depending on the table top, the extensive hydrostatic bearing is dimensioned for the maximum diameter
- due to the hydrostatic guiding, there is no wear surface; which means optimal suitability for very demanding and highly precise processing
- the additional sliding coating on the wrap-arounds as well as on the bottom hydrostatic surface ensures reliable performance and the best possible emergency operation functions
- the quiet, wear-free drive at maximum diameter is effectuated by a large external crown gear with helical gearing and a low backlash precision gearbox
- the integrated duo drive system (two electronically coupled servo motors)
- ensures an excellent drive behaviour
- the rotary axis is designed for infinitely variable positioning in each angular position and as controlled NC-axis for rotary milling
- the centrally located rotary encoder with up to 36,000 signals (further resolution possible via the control system) guarantees a highly precise angular positioning and perfect precision of change even with very large workpieces
- concentricity in the μ range is ensured by the central arrangement of the pre-loaded radial precision bearings
- hydrostatic wrap-arounds with integrated hydraulic clamping ensure the maximum transmission of tilting and tangential moments.
- Due to the generous dimensioning of this clamping system, the table is friction-locked in a way which is superior to the antiquated construction principle of Hirth couplings in terms of force transmission, thus rendering this principle superfluous.

Interface to machine



An easy connection and integration to the machine made possible due to a central interface ready to plug-in

Rexroth
Bosch Group



SCHNEEBERGER
PURE SURFACES



SIEMENS

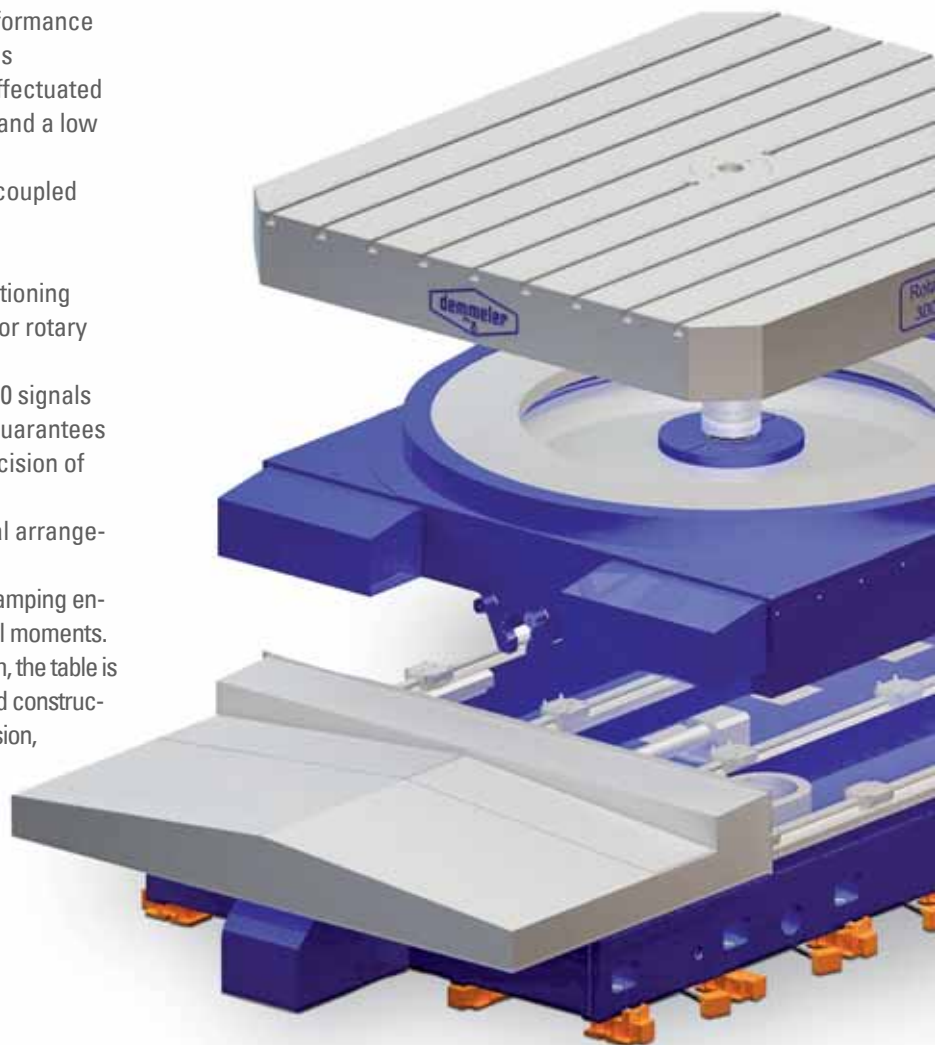




Table top

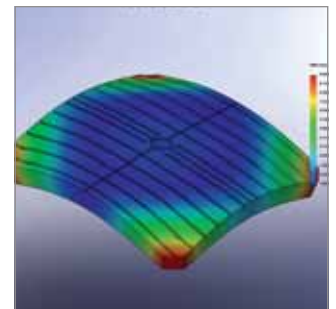
- Very strongly ribbed and stable cast construction. The table tops are optionally available in high-quality grey casting or in ferro casting. Hardened centre spigot to allow for the positioning of fixtures and workpieces (0.005 mm radial turnaround)
- Table top levelness $\pm 0,015\text{mm}$
- maximum drive and bearing surface diameters for highest precision
- central hydrostatic bearing minimises bowing of the table top
- generous mechanical labyrinth seal of the compound slide prevents the infiltration of the finest damaging particles of dirt and thus ensures a long service life
- through a central optional rotary union, customer defined media such as hydraulics, pneumatics or electricity, can be guided through the centre of the table with continuous rotation
- FEM method table top optimisation is standard



Improved geometry through FEM



Asymmetrical load distribution



Symmetrical load distribution

Strongly ribbed, robust table top



HEIDENHAIN



Rexroth
Bosch Group



HEIDENHAIN




HEIDENHAIN



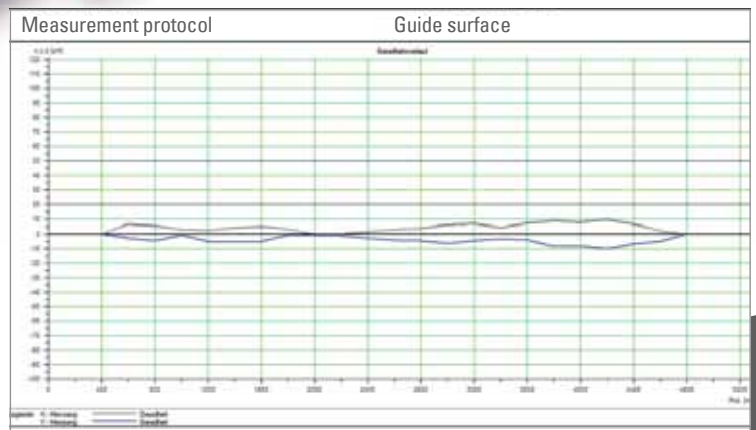
The models – an overview

Guide bed

- compact, and hence space-saving, very stable machine bed. Available with two or four linear guideways, depending on load.
- linear guides require sparing grease lubrication
- the heavy-duty version with 4 guideways includes additional pre-clamped fixing devices in the centre of the machine bed which guarantee
- the slightest possible deformation even with highest loading of the table the motors and the cable drag chain are located underneath the solid steel telescopic covers with chequer plate, to ensure that they are compact, easy to maintain, and protected against dirt drive effectuated via generously dimensioned recirculating
- ball screw for a traverse speed of up to 25m/min. Maximum-feed force up to 50 kN
- the guide bed is available in various traverse ranges
- distance-coded or absolute linear measuring systems for precise positioning in the μ -range
- safety switches are integrated in the bed as limit stops
- load bearing capacity of table from 10 to 500 ton
- traverse ranges from 1,000 to 10,000 mm (greater traverse ranges on request!)
- also available with hydrostatic bearing for best attenuation properties and freedom from wear



5000mm guide surface – μ -precision



Guide bed versions (standard / heavy-duty version)

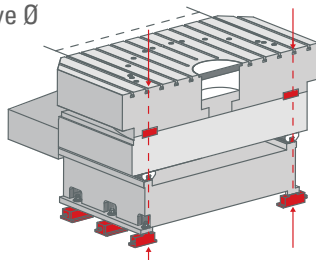
Our NC-Rotary Tables are available in two versions. The N version (standard) is suitable for load ratings of up to 250 t. By a higher number of guides and a more stable design of the slide, load ratings of up to 500 t are possible with the S (heavy duty) version. Here, the Demmeler NC-Rotary Tables impress with highest

precision and rigidity at an excellent price-performance ratio. Another one of the versions available, the one with the hydrostatic linear axis, in addition ensures best attenuation properties for our Rotary Tables.

Rotary Table with linear axis DRLTN

2 guide surfaces

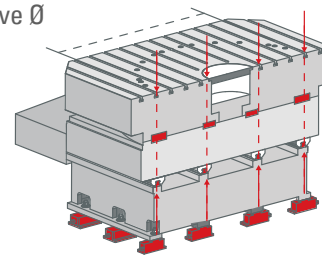
bearing \varnothing = drive \varnothing



Rotary Table with linear axis DRLTS

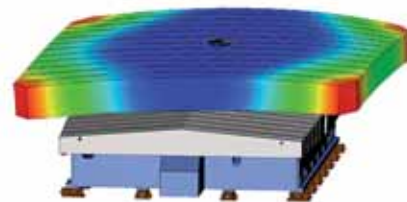
4 guide surfaces
additionally, fixing devices in the
centre of the table

bearing \varnothing = drive \varnothing




Proportion bearing diameter to table top


The theoretical rated load of our Tables is clearly higher. In general, the following applies: For longevity and precision, the decisive factor is not only rated load but rather a very big bearing diameter in proportion to the table top size.



The various bearing types



Roller bearing



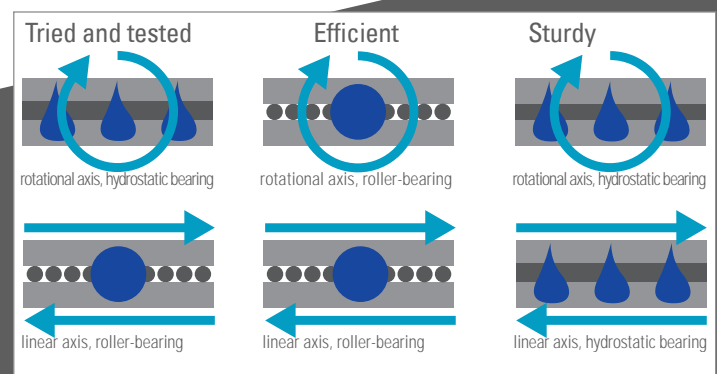
Hydrostatic bearing

Rotary Table

Linear slide

Combinations of bearing types

As desired and according to requirement, different bearing types are available. We would glad to advise you in choosing the right bearing.



Your challenge –





– is our drive!

DAT

DRAT
DRVT

DCT
DRCT

DDRCT

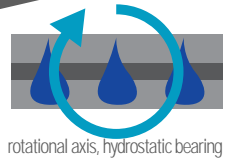
DRLTB

DRLTH

DRLT

DRT

NC-Rotary Tables – precise positioning, infinitely variable interpolating

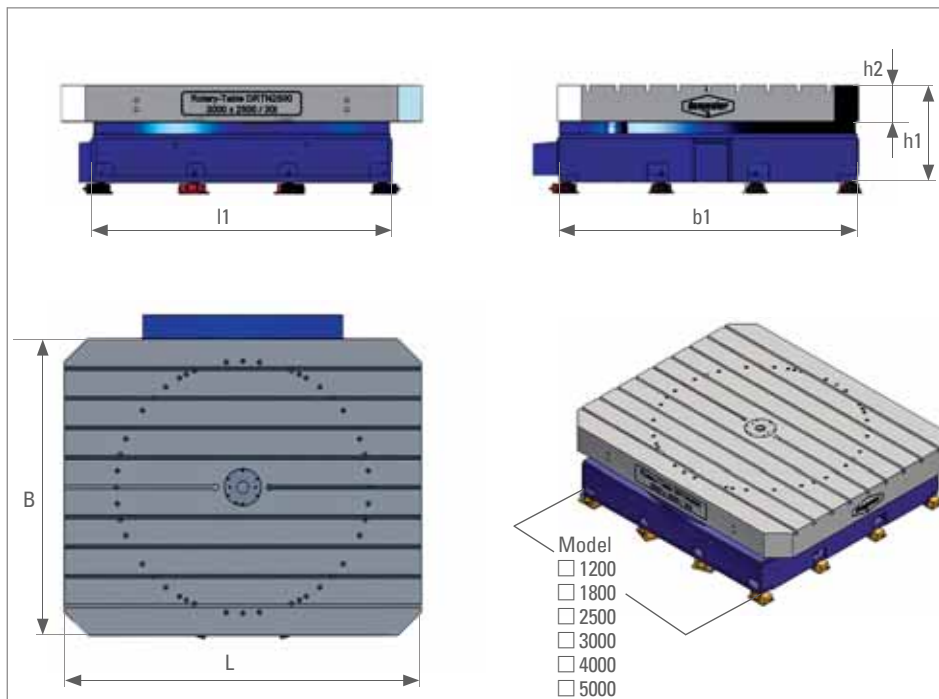


NC-Rotary Tables with hydrostatic bearing

TOPSELLER

Models **DRT** N = Standard version
S = Heavy-duty version

Demmeler
Rotary
Table

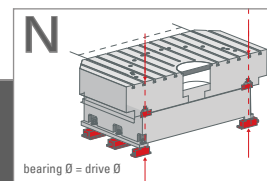



Model	DRT 1200	DRT 1800	DRT 2500	DRT 3000	DRT 4000	DRT 5000
b1	1200	1800	2500	3000	4000	5000
l1	1450	1800	2500	3000	4000	5000
h1	750	800	800	900	1000	1200
h2	250	300	300	350	400	500

Dimensions are approximate.
L, W according to coordination with the customer.
Other dimensions on request!

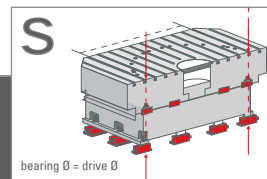
Rotary Table DRTN

DRTN




Series	DRTN 1200	DRTN 1800	DRTN 2500	DRTN 3000 <small>NEW</small>	DRTN 4000 <small>NEW</small>	DRTN 5000 <small>NEW</small>
max. load in t 	10	20	30	65	150	300
Table sizes starting with (mm)	1200x1200	1800x1800	2500x2500	3000x3000	4000x4000	5000x5000
Diameter hydrostatics (outside, mm)	970	1570	2270	2770	3870	4870
Diameter hydrostatics (center, mm)	-	-	-	-	2200	2450
Diameter hydrostatics (inside, mm)	-	450	450	450	450	450
Max. rpm in 1/min (S1/S6)	6,8/10,8	4,2/6,7	2,9/4,6	2,3/3,6	1,8/2,8	1,4/2,4
Drive diameter (mm)	970	1570	2270	2770	3870	4870
Tilting moment (Nm)	80.000	122.500	140.000	175.000	225.000	325.000
Tangential moment, clamped (Nm)	50.000	80.000	140.000	240.000	340.000	440.000
Machining moment (Nm) (S1/S6)	12.000/29.400	26.000/63.700	37.000/129.500	60.000/150.000	80.000/200.000	100.000/250.000
Table face true-running at bearing diameter (mm)	0,015	0,015	0,015	0,015	0,02	0,025
Concentricity at center (mm)	0,005	0,005	0,005	0,005	0,005	0,005

Positioning accuracy depending on the respective control, up to $\pm 1''$. Customised requirements like higher rated loads, processing torque or allowed moment of inertia can be catered to on request. We would be pleased to provide information on other parameters on request. The right to technical changes and misprints is reserved.



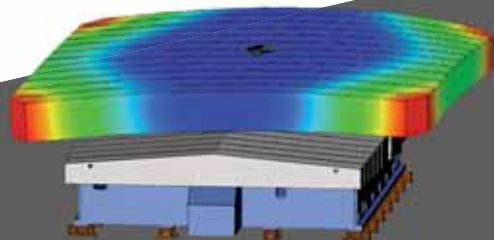
Rotary Table DRTS

DRTS

Series	DRTS 1200	DRTS 1800	DRTS 2500	DRTS 3000 <small>NEW</small>	DRTS 4000 <small>NEW</small>	DRTS 5000 <small>NEW</small>
max. load in t 	20	40	60	130	250	400
Table sizes starting with (mm)	1200x1200	1800x1800	2500x2500	3000x3000	4000x4000	5000x5000
Diameter hydrostatics (outside, mm)	970	1570	2270	2770	3870	4870
Diameter hydrostatics (center, mm)	-	-	-	-	2200	2450
Diameter hydrostatics (inside, mm)	-	450	450	450	450	450
Max. rpm in 1/min (S1/S6)	6,8/10,8	3,4/5,4	2,4/3,8	1,9/3,0	1,4/2,2	1,1/1,7
Drive diameter (mm)	970	1570	2270	2770	3870	4870
Tilting moment (Nm)	100.000	175.000	200.000	250.000	300.000	400.000
Tangential moment, clamped (Nm)	50.000	80.000	140.000	240.000	340.000	440.000
Machining moment (Nm) (S1/S6)	12.000/42.000	32.000/112.000	46.000/161.000	75.000/187.500	100.000/250.000	125.000/312.500
Table face true-running at bearing diameter (mm)	0,015	0,015	0,015	0,015	0,02	0,025
Concentricity at center (mm)	0,005	0,005	0,005	0,005	0,005	0,005

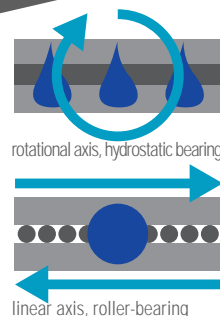
Positioning accuracy depending on the respective control, up to $\pm 1''$. Customised requirements like higher rated loads, processing torque or allowed moment of inertia can be catered to on request. We would be pleased to provide information on other parameters on request. The right to technical changes and misprints is reserved.

- The theoretical rated load of our Tables is clearly higher. In general, the following applies: For longevity and precision, the decisive factor is not only rated load but rather a very big bearing diameter in proportion to the table top size.



Values that impress

DRLT NC-Rotary Tables with linear axis – flexible machining

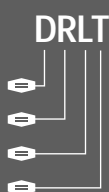


NC-Rotary Tables with linear axis mounted on an anti-friction bearing

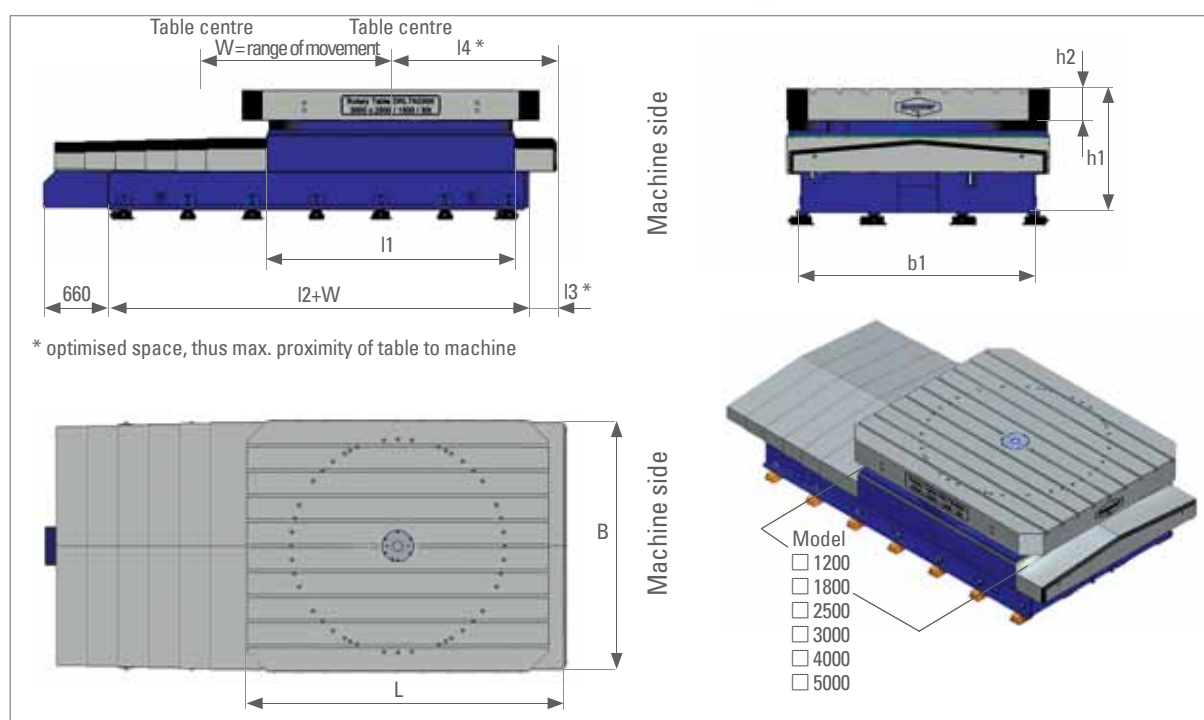
TOPSELLER

Models

Demmeler
Rotary
Linear
Table



N = Standard version
S = Heavy-duty version

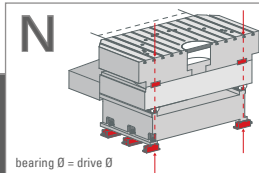



Model	DRLT 1200	DRLT 1800	DRLT 2500	DRLT 3000	DRLT 4000	DRLT 5000
b1	1200	1800	2500	3000	4000	5000
l1	1450	1800	2500	3000	4000	5000
l2	1650	2000	2700	3200	4300	5500
l3	325	325	325	400	450	500
l4	1150	1325	1675	2000	2550	3100
h1	1100	1200	1200	1400	1600	1900
h2	250	300	300	350	400	500

Dimensions are approximate.
L, W according to coordination with the customer.
Other dimensions on request!

Rotary Table with linear axis DRLTN

DRTN

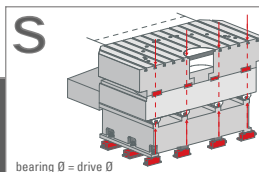



Series	DRLTN 1200	DRLTN 1800	DRLTN 2500	DRLTN 3000 NEW	DRLTN 4000 NEW	DRLTN 5000 NEW
max. load in t 	10	20	30	65	150	300
Table sizes starting with (mm)	1200x1200	1800x1800	2500x2500	3000x3000	4000x4000	5000x5000
Diameter hydrostatics (outside, mm)	970	1570	2270	2770	3870	4870
Diameter hydrostatics (center, mm)	-	-	-	-	2200	2450
Diameter hydrostatics (inside, mm)	-	450	450	450	450	450
Max. rpm in 1/min (S1/S6)	6,8/10,8	4,2/6,7	2,9/4,6	2,3/3,6	1,8/2,8	1,4/2,4
Drive diameter (mm)	970	1570	2270	2770	3870	4870
Tilting moment (Nm)	80.000	122.500	140.000	175.000	225.000	325.000
Tangential moment, clamped (Nm)	50.000	80.000	140.000	240.000	340.000	440.000
Machining moment (Nm) (S1/S6)	12.000/29.400	26.000/63.700	37.000/129.500	60.000/150.000	80.000/200.000	100.000/250.000
W axis (mm)	1000-3500	1000-3500	1500-4000	1500-6000	1500-6000	1500-6000
V max. linear axis (m/min)	20	20	20	10	8	5
Feeding force linear axis (N)	25.000	25.000	25.000	25.000	50.000	50.000
No. of guide rails	2	2	4	4	4	4
Table face true-running at bearing diameter (mm)	0,015	0,015	0,015	0,015	0,02	0,025
Concentricity at center (mm)	0,005	0,005	0,005	0,005	0,005	0,005

Positioning accuracy depending on the respective control, up to $\pm 1''$. Customised requirements like higher rated loads, processing torque or allowed moment of inertia can be catered to on request. We would be pleased to provide information on other parameters on request. The right to technical changes and misprints is reserved.


Rotary Table with linear axis DRLTS


DRTS



Series	DRLTS 1200	DRLTS 1800	DRLTS 2500	DRLTS 3000 NEW	DRLTS 4000 NEW	DRLTS 5000 NEW
max. load in t 	20	40	60	130	250	400
Table sizes starting with (mm)	1200x1200	1800x1800	2500x2500	3000x3000	4000x4000	5000x5000
Diameter hydrostatics (outside, mm)	970	1570	2270	2770	3870	4870
Diameter hydrostatics (center, mm)	-	-	-	-	2200	2450
Diameter hydrostatics (inside, mm)	-	450	450	450	450	450
Max. rpm in 1/min (S1/S6)	6,8/10,8	3,4/5,4	2,4/3,8	1,9/3,0	1,4/2,2	1,1/1,7
Drive diameter (mm)	970	1570	2270	2770	3870	4870
Tilting moment (Nm)	100.000	175.000	200.000	250.000	300.000	400.000
Tangential moment, clamped (Nm)	50.000	80.000	140.000	240.000	340.000	440.000
Machining moment (Nm) (S1/S6)	12.000/42.000	32.000/112.000	46.000/161.000	75.000/187.500	100.000/250.000	125.000/312.500
W axis (mm)	1000-3500	1000-3500	1500-4000	1500-6000	1500-6000	1500-6000
V max. linear axis (m/min)	20	20	20	10	8	5
Feeding force linear axis (N)	25.000	25.000	25.000	25.000	50.000	50.000
No. of guide rails	2	4	4	4	4	4
Table face true-running at bearing diameter (mm)	0,015	0,015	0,015	0,015	0,02	0,025
Concentricity at center (mm)	0,005	0,005	0,005	0,005	0,005	0,005

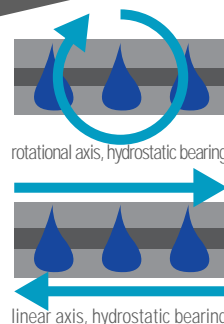
Positioning accuracy depending on the respective control, up to $\pm 1''$. Customised requirements like higher rated loads, processing torque or allowed moment of inertia can be catered to on request. We would be pleased to provide information on other parameters on request. The right to technical changes and misprints is reserved.

 The theoretical rated load of our Tables is clearly higher. In general, the following applies: For longevity and precision, the decisive factor is not only rated load but rather a very big bearing diameter in proportion to the table top size.



DRLTH

Hydrostatic linear axis – makes your workpieces float

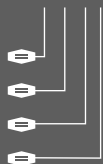


NC-Rotary Tables with hydrostatic linear axis

NEW

Models **DRLTH = Hydrostatic**

Demmeler
Rotary
Linear
Table



Hydrostatic linear axes

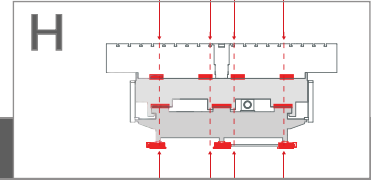
- Extensive hydrostatic guides free of wear
- The best attenuation properties allow extended tool service lives and the highest quality finish
- Machine properties unaffected by extended use, thereby greater availability
- Hydrostatic wrap-around
- Hydraulic clamping in the linear and rotary axis
- Highest rigidity of the overall system




Reliable hydrostatics protection from dirt and emulsion through two separate covers.




Very sturdy and wide guides.



Rotary Table with hydrostatic linear axis DRLTH

Series	DRLTH 1800 <small>NEW</small>	DRLTH 2500 <small>NEW</small>	DRLTH 3000 <small>NEW</small>	DRLTH 4000 <small>NEW</small>	DRLTH 5000 <small>NEW</small>
max. load in t 	50	80	150	300	500
Table sizes starting with (mm)	1800x1800	2500x2500	3000x3000	4000x4000	5000x5000
Diameter hydrostatics (outside, mm)	1570	2270	2770	3870	4870
Diameter hydrostatics (center, mm)	-	-	-	2200	2450
Diameter hydrostatics (inside, mm)	450	450	450	450	450
Max. rpm in 1/min (S1/S6)	3,4/5,4	2,4/3,8	1,9/3,0	1,4/2,2	1,1/1,7
Drive diameter (mm)	1570	2270	2770	3870	4870
Tilting moment (Nm)	175.000	200.000	250.000	300.000	400.000
Tangential moment, clamped (Nm)	80.000	140.000	240.000	340.000	440.000
Machining moment (Nm) (S1/S6)	32000/112.000	46000/161.000	75000/187.500	100000/250.000	125000/312.500
W axis (mm)	1000-3500	1500-4000	1500-6000	1500-6000	1500-6000
V max. linear axis (m/min)	20	20	10	8	5
Feeding force linear axis (N)	25.000	25.000	25.000	50.000	50.000
No. of guide rails	2	2	3	3	4
Table face true-running at bearing diameter (mm)	0,015	0,015	0,015	0,02	0,025
Concentricity at center (mm)	0,005	0,005	0,005	0,005	0,005

Positioning accuracy depending on the respective control, up to $\pm 1''$. Customised requirements like higher rated loads, processing torque or allowed moment of inertia can be catered to on request. We would be pleased to provide information on other parameters on request. The right to technical changes and misprints is reserved.

 The theoretical rated load of our Tables is clearly higher. In general, the following applies: For longevity and precision, the decisive factor is not only rated load but rather a very big bearing diameter in proportion to the table top size.

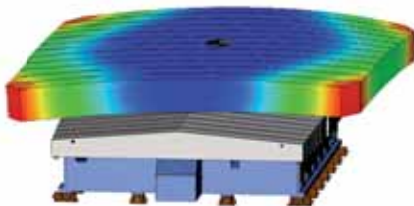



Table load capacity up to 500t!

Rotary table, anti-friction – precise and fast



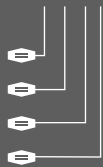
NC-Anti-friction rotary table

ENERGY-EFFICIENT

NEW

Models DRTB


Demmeler
Rotary
Table
Bearing



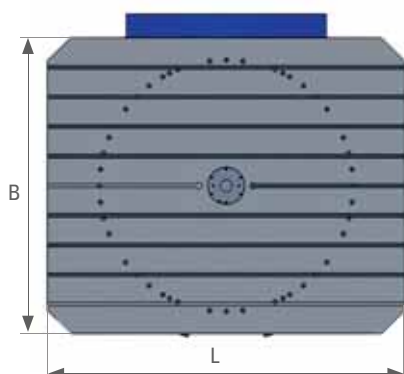
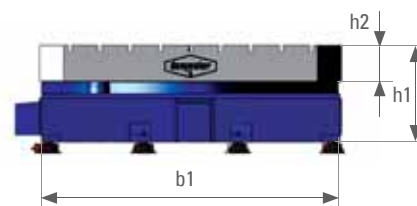
- Available for models 1200, 1800 and 2500
- Excellent price-performance ratio
- Low maintenance
- Generous design with highly robust roller bearings ensures long service life

Model	DRTB 1200	DRTB 1800	DRTB 2500
b1	1200	1800	2500
l1	1450	1800	2500
h1	750	800	800
h2	250	300	300


Dimensions are approximate.
L, W according to coordination with the customer. Other dimensions on request!




Machine side



Machine side




NC-Anti-Friction Rotary Table DRTB

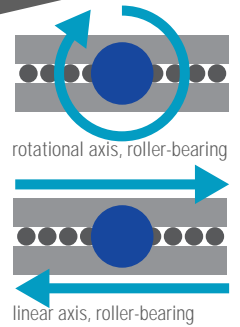
Series	DRTB 1200 <small>NEW</small>	DRTB 1800 <small>NEW</small>	DRTB 2500 <small>NEW</small>
max. load in t 	20	30	50
Table sizes starting with (mm)	1200x1200	1800x1800	2500x2500
Bearing diameter (outside / mm)	970	1570	2270
Max. rpm in 1/min (S1/S6)	6,8/10,8	4,2/6,7	2,9/4,6
Drive diameter (mm)	970	1570	2270
Tilting moment (Nm)	80.000	122.500	140.000
Tangential moment, clamped (Nm)	50.000	80.000	140.000
Machining moment (Nm) (S1/S6)	12.000/29.400	26.000/63.700	37.000/129.500
Table face true-running at bearing diameter (mm)	0,015	0,015	0,015
Concentricity at center (mm)	0,005	0,005	0,005

Positioning accuracy depending on the respective control, up to $\pm 1''$. Customised requirements like higher rated loads, processing torque or allowed moment of inertia can be catered to on request. We would be pleased to provide information on other parameters on request. The right to technical changes and misprints is reserved.

- The theoretical rated load of our Tables is clearly higher. In general, the following applies: For longevity and precision, the decisive factor is not only rated load but rather a very big bearing diameter in proportion to the table top size.



Anti-friction rotary table with linear axis – precise, fast and flexible



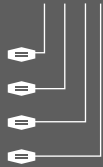
NC-Anti-friction rotary table

ENERGY-EFFICIENT

NEW

Models DRLTB = Bearing

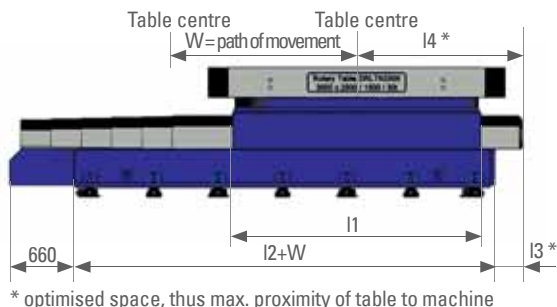
Demmeler
Rotary
Linear
Table



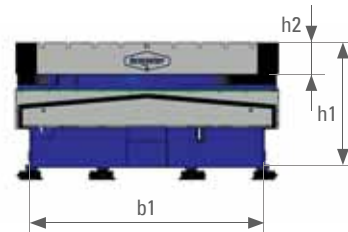
- All models also available with the tried and tested Demmeler linear axis
- Uniform bearing system
- Excellent price-performance ratio
- Low maintenance
- Generous design with highly robust roller bearings ensures long service life

Model	DRLTB 1200	DRLTB 1800	DRLTB 2500
b1	1200	1800	2500
l1	1450	1800	2500
l2	1650	2000	2700
l3	325	325	325
h1	1150	1200	1200
h2	250	300	300

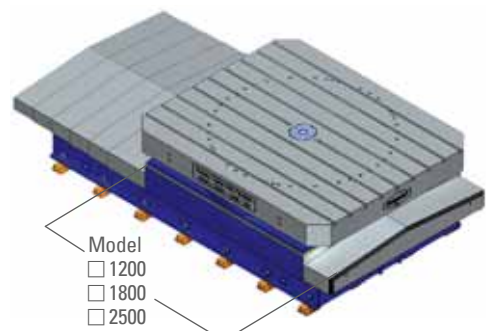
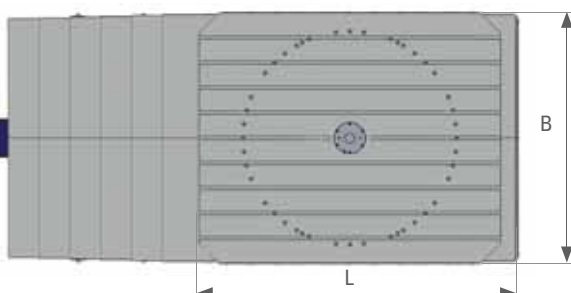
Dimensions are approximate.
L, W according to coordination with the customer.
Other dimensions on request!




Machine side




Machine side

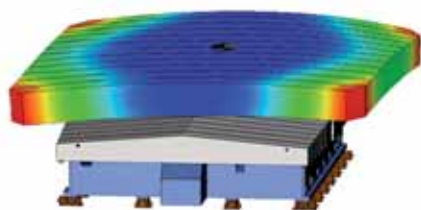


NC-Anti-Friction Rotary Table with linear axis DRLTB

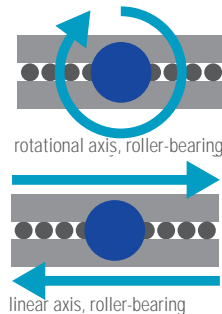
Series	DRLTB 1200 <small>NEW</small>	DRLTB 1800 <small>NEW</small>	DRLTB 2500 <small>NEW</small>
max. load in t 	20	30	50
Table sizes starting with (mm)	1200x1200	1800x1800	2500x2500
Bearing diameter (outside / mm)	970	1570	2270
Max. rpm in 1/min (S1/S6)	6,8/10,8	4,2/6,7	2,9/4,6
Drive diameter (mm)	970	1570	2270
Tilting moment (Nm)	80.000	122.500	140.000
Tangential moment, clamped (Nm)	50.000	80.000	140.000
Machining moment (Nm) (S1/S6)	12.000/29.400	26.000/63.700	37.000/129.500
W axis (mm)	1000-3500	1000-3500	1500-4000
V max. linear axis (m/min)	20	20	20
Feeding force linear axis (N)	25.000	25.000	25.000
No. of guide rails	2	2	4
Table face true-running at bearing diameter (mm)	0,015	0,015	0,015
Concentricity at center (mm)	0,005	0,005	0,005

Positioning accuracy depending on the respective control, up to $\pm 1''$. Customised requirements like higher rated loads, processing torque or allowed moment of inertia can be catered to on request. We would be pleased to provide information on other parameters on request. The right to technical changes and misprints is reserved.

-  The theoretical rated load of our Tables is clearly higher. In general, the following applies: For longevity and precision, the decisive factor is not only rated load but rather a very big bearing diameter in proportion to the table top size.


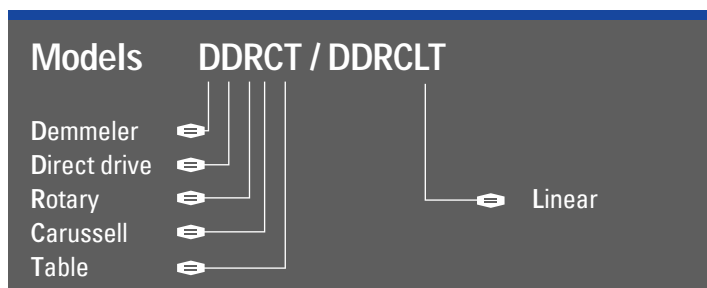


NC- Rotary Tables – with direct drive



NC-Rotary/Turning Tables with direct drive with and without linear axis

NEW



Demmeler NC- Rotary Tables with direct drive:

- best dynamics, precision and economic efficiency
- no mechanical transference elements, hence no gearbox losses
- low maintenance
- zero backlash of the drive
- high system stiffness
- dynamic control and very exact positioning accuracy
- optimum adaptation of the drive to the customer requirements
- high power densities („power from speed“) possible
- Rated torque through a big speed range
- compact construction method
- excellent price performance ratio




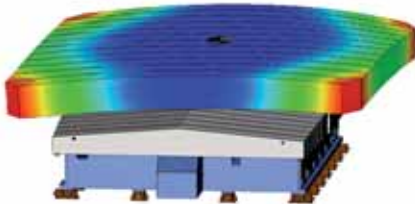
Available with / without linear axes


NC-Rotary/Turning Tables with direct drive DDRC(L)T

Series	DDRC(L)T 500 <small>NEW</small>	DDRC(L)T 800 <small>NEW</small>	DDRC(L)T 1400 <small>NEW</small>
max. load in t 	2,5	5	10
Table sizes (mm)	500 - 900	800 - 1500	1400 - 2000
Max. rpm in 1/min (S1)	500	400	300
Machining moment (Nm) 	2.000	3.000	7.000
Tilting moment (Nm)	30.000	50.000	80.000
Tangential moment, clamped (Nm)	20.000	30.000	50.000
Table face true-running at bearing diameter (mm)	0,015	0,015	0,015
Concentricity at center (mm)	0,005	0,005	0,005
Linear axis (optional)			
W axis (mm)	1.000 - 3.500	1.000 - 3.500	1.000 - 3.500
V max. linear axis (m/min)	20	20	20
Feeding force linear axis (N)	10.000	15.000	20.000
No. of guide rails	2	2	2

Positioning accuracy depending on the respective control, up to $\pm 1''$. Customised requirements like higher rated loads, processing torque or allowed moment of inertia can be catered to on request. We would be pleased to provide information on other parameters on request. The right to technical changes and misprints is reserved.

-  The theoretical rated load of our Tables is clearly higher. In general, the following applies: For longevity and precision, the decisive factor is not only rated load but rather a very big bearing diameter in proportion to the table top size.



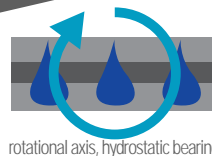
-  Depending on max. power and max. speed

Special model: Heavy-duty version up to 20t

Special constructs are available on request, depending on moment of inertia and the required acceleration time, with a rated load of up to 20t.

Best dynamics at mean torque

NC- carousel rotary table – increase speed!



NC-Rotary/Turning Tables D(R)CT

ENERGY-EFFICIENT

Models

DCT / DRCT

Demmeler
Carussell
Table




Rotary

- Type DCT for turning and grinding
- The interpolating rotary axis with the type DRCT also makes exact positioning and milling possible
- Demmeler duo drive for high machining torque
- high rated loads of up to 200t possible
- depending on required torque, version with or without gearbox



Demmeler in use: professional lathing





Demmeler in use: Positioning



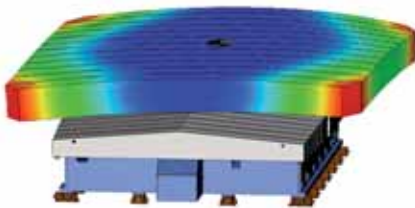
- max. driving power of 2 x 20 KW (40 KW) up to 2 x 105 KW (210 KW) possible
- max. table top size from Ø 2000 mm to Ø 8000 mm
- max. speed up to 250 1/min

NC-Rotary/Turning Table D(R)CT

Series	D(R)CT 1200	D(R)CT 1800	D(R)CT 2500	D(R)CT 3000	D(R)CT 4000	D(R)CT 5000
max. load in t 	20	30	50	100	150	200
Table sizes (mm)	1200 - 2000	1800 - 2600	2500 - 3500	3000 - 4200	4000 - 5200	5000 - 8000
Diameter hydrostatics (outside, mm)	970	1570	2270	2770	3870	4870
Diameter hydrostatics (center, mm)	-	-	-	-	2200	2450
Diameter hydrostatics (inside, mm)	-	450	450	450	450	450
max. rpm (1/min) (without/with indexing gear)	120 / 200	120 / 200	100 / 150	80 / 115	40 / 80	30 / 60
Drive diameter (mm)	970	1570	2270	2770	3870	4870
Tilting moment (Nm)	80.000	122.500	140.000	175.000	225.000	325.000
Tangential moment, clamped (Nm)	50.000	80.000	140.000	240.000	340.000	440.000
Machining moment (Nm) (S1/S6) 	12.000/17.400	26.000/37.700	37.000/53.650	60.000/87.000	80.000/116.000	100.000/145.000
max. capacity for rotational axis (kW)	2x40 (80)	2x51 (102)	2x78 (156)	2x78 (156)	2x105 (210)	2x105 (210)
Table face true-running at bearing diameter (mm)	0,015	0,015	0,015	0,015	0,02	0,025
Concentricity at center (mm)	0,005	0,005	0,005	0,005	0,005	0,005

Positioning accuracy depending on the respective control, up to $\pm 1''$. Customised requirements like higher rated loads, processing torque or allowed moment of inertia can be catered to on request. We would be pleased to provide information on other parameters on request. The right to technical changes and misprints is reserved.

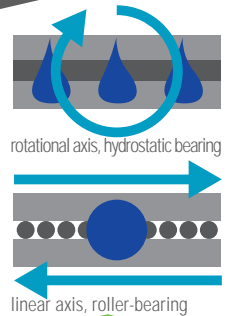
- The theoretical rated load of our Tables is clearly higher. In general, the following applies: For longevity and precision, the decisive factor is not only rated load but rather a very big bearing diameter in proportion to the table top size.



- Depending on max. power and max. speed

Max. output up to approx. 200 KW high torque

NC-Rotary / Turning Tables with linear axes – to put workpieces in their place!

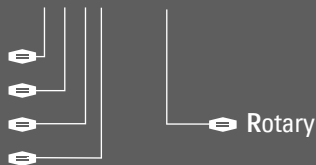


Positioning Rotary / Turning Tables with linear axes D(R)LCT

ENERGY-EFFICIENT

Models DCLT / DRCLT

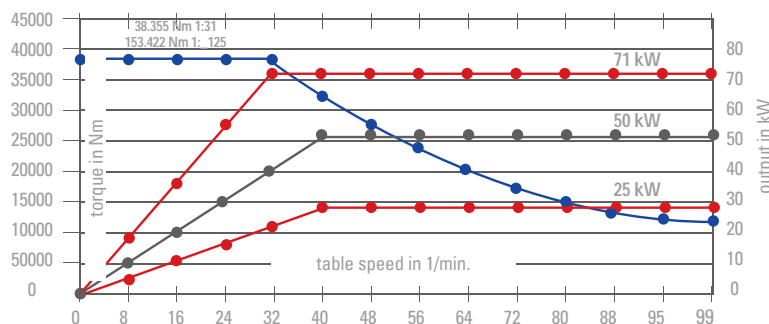
Demmeler
Carussell
Linear
Table



- generous dimensioning of linear guides
- Type DCLT for turning and grinding
- The interpolating rotary axis with the type DRCLT also makes exact positioning and milling possible
- Demmeler duo drive for high machining torque
- high rated loads of up to 200t possible
- depending on required torque, version with or without gearbox





Output



Exemplary diagram of a drive. Design according to customer requirements.


- max. driving power of 2 x 20 KW (40 KW) up to 2 x 105 KW (210 KW) possible
- max. table top size from Ø 2000 mm to Ø 8000 mm
- max. speed up to 250 1/min

Positioning Rotary / Turning table with linear axes D(R)CLT

Series	D(R)CLT 1200	D(R)CLT 1800	D(R)CLT 2500	D(R)CLT 3000	D(R)CLT 4000	D(R)CLT 5000
max. load in t 	20	30	50	100	150	200
Table sizes (mm)	1200 - 2000	1800 - 2600	2500 - 3500	3000 - 4200	4000 - 5200	5000 - 8000
Diameter hydrostatics (outside, mm)	970	1570	2270	2770	3870	4870
Diameter hydrostatics (center, mm)	-	-	-	-	2200	2450
Diameter hydrostatics (inside, mm)	-	450	450	450	450	450
max. rpm (1/min) (without/with indexing gear)	120 / 200	120 / 200	100 / 150	80 / 115	40 / 80	30 / 60
Drive diameter (mm)	970	1570	2270	2770	3870	4870
Tilting moment (Nm)	80.000	122.500	140.000	175.000	225.000	325.000
Tangential moment, clamped (Nm)	50.000	80.000	140.000	240.000	340.000	440.000
Machining moment (Nm) (S1/S6) 	12.000/17.400	26.000/37.700	37.000/53.650	60.000/87.000	80.000/116.000	100.000/145.000
max. capacity for rotational axis (kW)	2x40 (80)	2x51 (102)	2x78 (156)	2x78 (156)	2x105 (210)	2x105 (210)
W axis (mm)	1000-2500	1000-2500	1500-3000	1500-5000	1500-5000	1500-5000
V max. linear axis (m/min)	20	20	20	10	8	5
Feeding force linear axis (N)	25.000	25.000	25.000	25.000	50.000	50.000
No. of guide rails	2	2	3	4	4	4
Table face true-running at bearing diameter (mm)	0,015	0,015	0,015	0,015	0,02	0,025
Concentricity at center (mm)	0,005	0,005	0,005	0,005	0,005	0,005

Positioning accuracy depending on the respective control, up to $\pm 1''$. Customised requirements like higher rated loads, processing torque or allowed moment of inertia can be catered to on request. We would be pleased to provide information on other parameters on request. The right to technical changes and misprints is reserved.

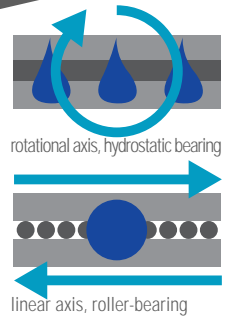
- The theoretical rated load of our Tables is clearly higher. In general, the following applies: For longevity and precision, the decisive factor is not only rated load but rather a very big bearing diameter in proportion to the table top size.



- Depending on max. power and max. speed

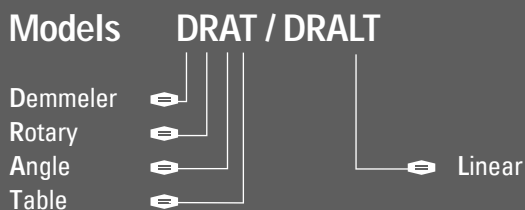
Max. output up to approx. 200 KW high torque

With tilt – to maximum performance



NC-Rotary Tables/ NC-Rotary Tables with linear axis and tilting table top

NEW



PROPERTY RIGHT
APPLIED FOR

Main use is the treatment of rotor hubs for wind farms and similar components

- Angle adjustment standard up to 10° (on request up to 90° possible)
- tried and tested principle with add. Servo axes
- also available without displacement axis



angle of movement up to 90° possible

Tilting table DRA(L)T

Series	DRA(L)T 2500	DRA(L)T 3000	DRA(L)T 4000
max. load in t	60	100	150
Angle adjustment	10°	10°	10°
Table sizes starting with (mm)	2500x2500	3000x3000	4000x4000
Diameter hydrostatics (outside, mm)	2270	2770	3870
Diameter hydrostatics (center, mm)	-	-	2200
Diameter hydrostatics (inside, mm)	450	450	450
Max. rpm in 1/min (S1/S6)	2,4/3,8	1,9/3,0	1,4/2,2
Drive diameter (mm)	2270	2770	3870
Tilting moment (Nm)	200.000	250.000	300.000
Tangential moment, clamped (Nm)	140.000	240.000	340.000
Max. workpiece mass moment of inertia (mm)	230.000	500.000	750.000
W axis (mm)	1500-4000	1500-6000	1500-6000
V max. linear axis (m/min)	20	10	8
Feeding force linear axis (N)	25.000	25.000	50.000
No. of guide rails	4	4	4

Positioning accuracy depending on the respective control, up to $\pm 1''$. Customised requirements like higher rated loads, processing torque or allowed moment of inertia can be catered to on request. We would be pleased to provide information on other parameters on request. The right to technical changes and misprints is reserved.

- Angle of movement up to 90° - possible on request



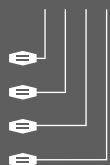
DRVT



NC-Vertical-Rotary Table

Models DRVT

Demmeler
Rotary
Vertical
Table



- Setting and machining on a vertical table top
- Rated load of up to 100t possible
- Table top size up to approx. 6500mm
- Optimum chip removal
- Stable bearing




NC-Vertical-Rotary Table

Series	DRVT 1200	DRVT 1800	DRVT 2500	DRVT 3000	DRVT 4000	DRVT 5000
max. load in t	8	16	20	50	70	100
Table sizes starting with (mm)	1200x1200	1800x1800	2500x2500	3000x3000	4000x4000	6500x6500
Bearing diameter (mm)	1000	1600	2350	2700	3600	4500
Max. rpm in 1/min (S1/S6)	6,8/10,8	4,2/6,7	2,9/4,6	2,3/3,6	1,8/2,8	1,4/2,4
Drive diameter (mm)	1000	1600	2350	2700	3600	4500
Tilting moment (Nm)	80.000	122.500	140.000	175.000	225.000	325.000
Tangential moment, clamped (Nm)	50.000	80.000	140.000	240.000	340.000	440.000
Machining moment (Nm) (S1/S6)	12.000/42.000	26.000/63.700	37.000/129.500	60.000/150.000	80.000/200.000	100.000/250.000
Table face true-running at bearing diameter (mm)	0,02	0,02	0,025	0,025	0,03	0,03
Concentricity at center (mm)	0,01	0,01	0,01	0,01	0,01	0,01

Positioning accuracy depending on the respective control, up to $\pm 1''$. Customised requirements like higher rated loads, processing torque or allowed moment of inertia can be catered to on request. We would be pleased to provide information on other parameters on request. The right to technical changes and misprints is reserved.

- The theoretical rated load of our Tables is clearly higher. In general, the following applies: For longevity and precision, the decisive factor is not only rated load but rather a very big bearing diameter in proportion to the table top size.



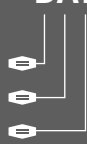
Highest precision –
in any position

Swing Tables – horizontal clamping, horizontal machining

Swing Tables

Models DAT

Demmeler
Angle
Table




- Demmeler swing Tables allow the convenient
- clamping of the workpieces with horizontal table top
- Machining in vertical table top position
- Optimum chip removal
- Design according to your specifications




Dimensions and load capacity on request.

Various table options ... you decide:


Table top versions



- T-slot in various widths and qualities
- Centre slots can be designed as aligning slots for highest precision



- Principally, slots can be customised according to customer demands



- Table tops with grid plate matching 3D-clamping system for machining



- Round table tops, e.g. for rotary/turning Tables with star-shaped slots or slots for jaw boxes



- Demmeler 3D-clamping system for machining in action

Bore versions



- A central bore is available, depending on the total size of the rotary table: different diameters possible, even big diameters on request.
- Shafts can project through the rotary table and into the foundation

Rotary encoder / Measuring system versions



- Incremental measuring systems
- Absolute measuring systems
- Different accuracy levels, e.g. angle encoder RON 886C (Accuracy/Line count: 36000)
- Available for different controls on request



Additional clamping carts



- The linear slides can be equipped with additional clamping carts
- For maximum machining force

Rotating unions



- Electrics up to 100A
- Hydraulics
- Pneumatics
- Vacuum
- Combinations possible

Indexing, supporting and clamping devices



- additional supporting and clamping devices for more stability and precision
- table with air blowing units
- transfer of large tangential moments possible

Special designs

For your particular need, too, Demmeler is going to find a solution fast.
Just talk to us!

Components and options – to match your need ...

Service competence – by Demmeler ...

Friendly



On account of reliable design and construction our products require only a minimum of maintenance and customer service.

Still, a Service Hotline:

+49 (0) 151 53 82 41 32

and direct installation work at the customer premises, worldwide, is part of our range of services.

Short response times are a given for us.

Experienced and competent



Support and advice during commissioning at the customer premises

On site repair of defective components by our service engineers (also foreign makes)

Fastness



Worldwide spare part delivery and service

Customer-oriented



Best training opportunities
through state-of-the-art training facilities

Helpful



The Demmeler service fleet



Contact:
Telefon: +49 (0) 83 35 / 98 59 - 0
Telefax: +49 (0) 83 35 / 98 59 - 27
E-Mail: Service@demmeler.com

... worldwide!

A total of 35,000 m² operating area,
10,000 m² hall area and more than
200 highly motivated employees!

We look forward to meeting you!



Demmeler Sales, Development and Training Centre



THE ORIGINAL
Made in Germany



Demmeler offers more!

Rights to technical changes, dimensional data as well as printing errors
are reserved / As of: October 2010 / Version 6.0 / © Copyright Demmeler

Demmeler Maschinenbau
GmbH & Co. KG
Alpenstraße 10 / P.O. Box 51
87751 Heimertingen / Germany

Telephone: +49 (0) 83 35 / 98 59 - 0
Telefax: +49 (0) 83 35 / 98 59 - 27
E-Mail: verkauf@demmeler.com
Internet: www.demmeler.com